



DX 2050

 **BAYLINER™**

| | | |
|--------------------------------|-----------|--------|
| LENGTH OVERALL (LOA) | 19' 7" | 6 M |
| WIDTH (BEAM) | 8' 1" | 2.44 M |
| MAX PEOPLE CAPACITY | 9 | 8 |
| MAX HORSEPOWER | 250 HP | 250 HP |
| DEADRISE | 17° | 17° |
| MAX PEOPLE WEIGHT | 1,270 LBS | 576 KG |
| FUEL CAPACITY | 33 GAL | 125 L |
| DRAFT DOWN | 2' 8" | 0.81 M |
| HEIGHT ON TRAILER ¹ | 7' 1" | 2.1 M |
| BEAM ON TRAILER | 8' 6" | 2.6 M |
| STORAGE LENGTH ² | 20' 7" | 6.27 M |

Specification dimensions are approximate and subject to variance.

¹ Tongue jack lowered all the way down.

² Stern drive in down position and trailer tongue swung to side.

Colors, graphics and some equipment shown, subject to change without notice.

Standard Features

Electrical

Battery Switch
Automatic Bilge Pump

Cockpit

Standard Speakers (4)
Cup Holders (6)
Mooring Cleats (6)
Grab Handles
Fuel Fill w/ Integrated Vent
Helm Seat w/ 180° Swivel
In-Floor Ski/Wakeboard Storage
Waterproof 120-Watt AM/FM Stereo
w/ MP3 Capability

Engine

200 HP MerCruiser® ECT 4.5L MPI Sterndrive (Alpha 1 Outdrive)

Helm

Multi-Function Gauges w/ Fog Resistant Glass Lenses:
Fuel, Speedometer, Tachometer, Voltmeter
12V Accessory Outlet
12V Horn
Side-Mounted Engine Controls w/ Trim & Tilt Switch in Handle
Tilt Steering
Analog Trim Indicator
Custom Sport Steering Wheel

Hull & Deck

Bow & Transom Eyes (3)
12V Navigation Lights
Bow Ladder w/ Hinged Lid
Stainless Steel Tow Ring
Fiberglass Floor Liner
Swim Platform w/ Telescoping Ladder
Maximum Seating Layout
V-Hull for Added Performance

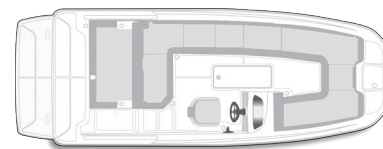


Exterior color

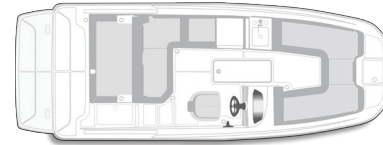
- Solid White Hull
- Solid Rally Red hull
- Solid Black hull
- Solid Blue hull
- Solid Gray hull
- Solid Reef Green
- Rally Red w/ White bottom
- Black w/ White bottom
- Blue w/ White bottom
- Gray w/ White bottom
- Reef Green w/ White bottom

Interior color

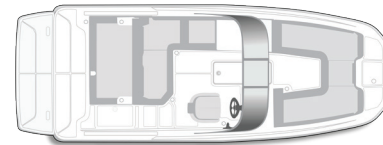
- Graphite (Gray)
- Coastline (Tan)
- Gray/White



Maximum seating layout (Standard)



Entertainment layout w/ integrated sink



Dual console layout w/ windshield

Optional add-ons

I/O Engines

- 250 HP Mercruiser 4.5L MPI Sterndrive (Alpha 1 Outdrive) Carb Compliant
- 200 HP Mercruiser 4.5L MPI Sterndrive (Alpha 1 Outdrive) Canada and International Only
- 250 HP Mercruiser 4.5L MPI Sterndrive (Alpha 1 Outdrive 1.81) Canada and International Only

Tops

- Bimini, 6' Top w/ Boot ★
- ProArc Tower w/ Integrated Bimini Top
- Tower Speaker Option

Canvas

- Snap-On Bow Well & Cockpit Cover ★
- Snap-On Bow Well & Cockpit Cover (Non-Windshield)

Floor Covering

- Cockpit Flooring (Gray Mat) ★
- Cockpit Flooring (Teak Mat) ★
- Snap-In Seagrass Woven Floor Covering (Teak)
- Snap-In Seagrass Woven Floor Covering (Gray)

Floor Layout

- Entertainment Layout w/ Integrated Sink
- Dual Console Layout w/ Windshield

Seats & Upholstery

- Bow Filler Cushion

Appearance Package

- Stainless Package
- Hull Sport Graphics

Lighting

- Exterior Lighting (LED Docking Lights, 2x Rear Underwater Lights)

Water Sports

- Wakeboard Rack (1)
- Wakeboard Rack (2)

Swim Platforms

- Swim Platform Mat (Gray)
- Swim Platform Mat (Teak)
- Extended Swim Platform Mat (Gray)
- Extended Swim Platform Mat (Teak)
- Swim Platform Extension
- Swim Platform Extension/Color Match/Teak
- Swim Platform Extension/Color Match/Gray

Convenience Options

- Rockford Fosgate® System (4 speaker)
- 7" Glass Dash Screen w/ Engine Data
- Bow Table
- Cockpit Table
- Digital Depth Indicator ★
- High Altitude Prop
- Portable Head
- Transom Shower w/ On-Demand Water System
- Bow Wind Block (Requires Bow Filler Cushion)
- VesselView® Mobile
- Dual Battery Trays w/Switch
- Wireless Phone Charger

Trailer

- Single Axle Galvanized Trailer w/ Brakes & Swing Tongue
- Single Axle Painted Trailer w/ Brakes and Swing Tongue (Black)

